

HOLLAND

P U M P

© Copyright by Holland Pump Company 2003

Section: 40-36

17 Mar 06

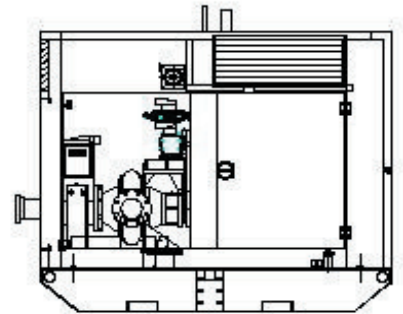
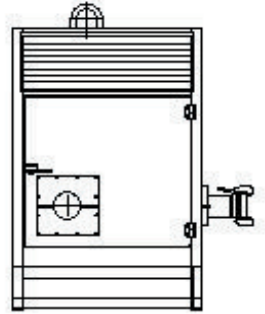
Super Silent Vacuum Assisted Suction Pump
 Model PT6SV/SS - P1104C44
 Size: 6" Super Silent Suction Pump

Holland® Pump Company
 Corporate Office: 2610 Sidney Lanier Drive
 Brunswick, Georgia 31525
 Phone 912-466-0304
 1-888-997-PUMP
 www.hollandpump.com

PUMP SPECIFICATIONS

Type/Model: Super Silent Suction Pump / Selwood S150SB
Sound Attenuation: Skid mounted canopy with full maintenance access, lubricaiton, and collant drainage access
Noise Level: 64 db (average recorded sound level)
Environmental Status: Friendly
Dry Running: Indefinite
Air Pump: Water tolerant and lubricaiton free positive displacement with Selprime Vacuum pump
Maximum Delivery Head: 183 feet
Maximum Suction Lift: 29 feet
Maximum Solids Size: 3.75" Sepherical
Normal Speed: 1800 RPM
Running Time: 48 Hours at full load capacity
Air Handling Flow: 50 CFM
Volute: Heavy duty grade 14 iron, 6" suction, 6" discharge
Impeller: Single vane positive displacement screw impeller handles 3" compressible spherical solids
Priming System: Priming is acheived with the unique "Selprime" water tolerant, lubricant free, and environmentally friendly 50 cfm positive displacement diaphragm air vacuum pump. There is no possibility of contaminating the environment from the vacuum pump during operation due to the absence of oil lubricaiton.
Mechanical Seal: Double mechanical seals mounted in tandem and running in a large capacity oil bath. Silicon carbide/ tungsten carbide with stainless steel springs

Optional Feature: HANS (Holland Automatic Notification System) equipped with Auto Start and Remote Start



ENGINE SPECIFICATIONS

Model: Perkins 1100 Series 1104C-44
Type: 4 Cylinder, 4 Stroke, Naturally Aspirated, Liquid Cooled Diesel Engine
Displacement: 4.4L (268 cu.in.)
Governor: Mechanical
Lubrications: Forced Circulation
Air Cleaner: Dry Type with Replaceable Element
Lube Oil Capacity: 8.3 U.S. Quarts
Coolant Capacity: 4 U.S. Gallons
Fuel Tank: Integral 58 U.S. Gallon Capacity
Full Load Operating Time: 60 Hours Minimum @ 2000 PSI
Starter: 12 Volt, 3.0 kW

Standard Features: Key Actuated Electric Start, Automatic Engine Shutdown, Temperature and Oil Pressure Guages, Hour Meter, Fuel and Water Separator, Cast Iron Engine Block, Flywheel and Flywheel Housing, Ecoplus Oil and Fuel Filters, Glow Plug Starting Aid, Integral Inlet and Manifold, Gear Driven Coolant Pump, Cast Iron Exhaust Manifold with Center Side Outlet

Perkins Published Performance: Maximum Continuous Power: 85.8 BHP @ 2400 RPM

PTSV/SS @ 1460 RPM	Capacity of Pump in U.S. Gallons per Minute (gpm) @ Continuous Performance
154' Head	760
82' Head	1730
48' Head	2110

Specifications subject to change without notice



© Copyright by Holland Pump Company 2003

Super Silent Vacuum Assisted Suction Pump
Model PT6SV/SS - P1104C44
Size: 6" Super Silent Suction Pump

Holland® Pump Company
Corporate Office: 2610 Sidney Lanier Drive
Brunswick, Georgia 31525
Phone 912-466-0304
1-888-997-PUMP
www.hollandpump.com

APPROXIMATE DIMENSIONS


Length: 108"

Width: 68"

Height: 91"

Weight: 6,316 lbs

Powered By: Perkins 1104C-44



Super Silent Vacuum Assisted Suction Pump
Model PT6SV/SS - P1104C44
Size: 6" Super Silent Suction Pump

Total Head
FT

