



2" Hydraulically Driven Submersible System
Model H2MS
Size: 2" Mini-Submersible Pump

Holland® Pump Company
Corporate Office: 7312 Westport Place
West Palm Beach, FL 33413
Phone 912-466-0304
1-888-997-PUMP
www.hollandpump.com

PUMP SPECIFICATIONS

- Size:** 2" Portable Trash Pump
- Volute:** 365T6 Aluminum
- Impeller:** Ductile Iron
- Impeller Shaft:** Heat Treated Alloy Steel
- Solids Handling:** 1/4"

HYDRAULIC SYSTEM

- Hydraulic Reservoir level:** 1.7 US Quarts (1.6 Liters)
- Biodegradable Oil:** Furnished Standard (optional petroleum based hydraulic oil available)
- Hydraulic Pump:** Gear Type Hydraulic Pump
- Hydraulic Motor:** Haldex Gear Pump
- Hydraulic Hose:** 3/8" x 25' with Quick Release Couplers

ENGINE SPECIFICATIONS

- Model:** Honda GXH50
- Type:** 4 Stroke, Single Cylinder, Overhead Valve Gasoline Engine
- Horsepower:** 2.5 @ 6000 RPM
- Displacement:** 2.99 cu. in. (49 cm³)
- Lubrications:** Forced Splash
- Air Cleaner:** Semi-Dry Type
- Oil Reservoir:** .26 US qt (0.25 Liters)
- Fuel Tank:** .32 US gal (1.2 Liters)
- Full Load Operating Time:** 1 1/2 Hours



2" Mini Submersible Pump

HSP10 @ 2000 RPM	Capacity of Pump in U.S. Gallons per Minute (gpm) @ Continuous Performance
60' Head	10
30' Head	65
10' Head	87

Section: 30-6
17 February 2014



**2" Hydraulically Driven Submersible System
Model H2MS
Size: 2" Mini-Submersible Pump**

Holland® Pump Company
Corporate Office: 7312 Westport Place
West Palm Beach, FL 33413
1-800-451-0769
www.hollandpump.com

Approximate Dimensions

Height:
Width:
Length:

Pump Engine

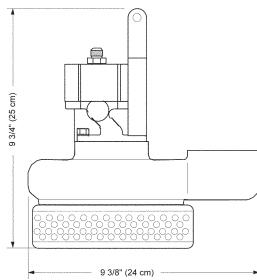
9 3/4" 15 1/2"
9 3/8" 13"
19 1/2"

Approximate Weight

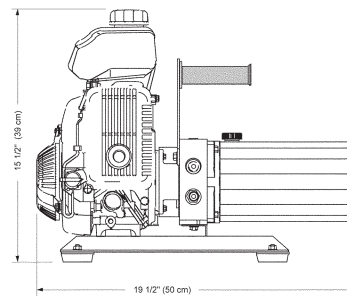
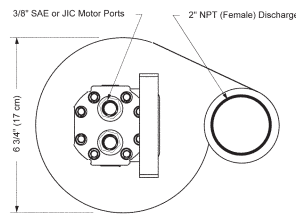
Net Weight (lbs):

Pump Engine

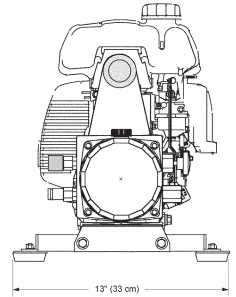
12 Lbs. 35 Lbs.



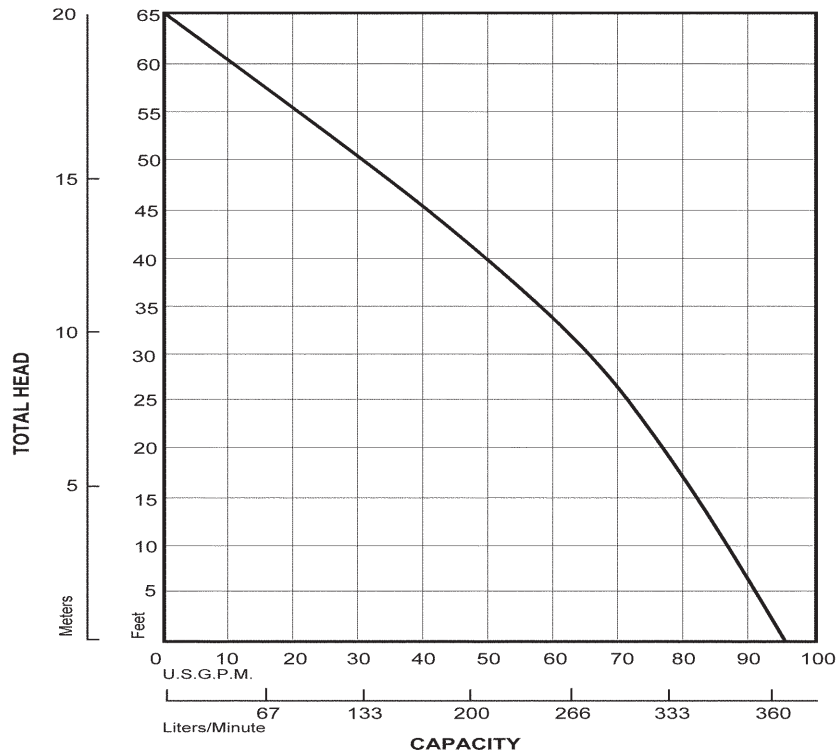
*S2C Mini-Sub
Wt: 12 lbs.*



*HT2.5G Power Unit
Wt: 30 lbs.*



**Performance Curve Model: H2MS
Size: 2" Mini Submersible Pump**



Pump Performance